



smilow|furniture

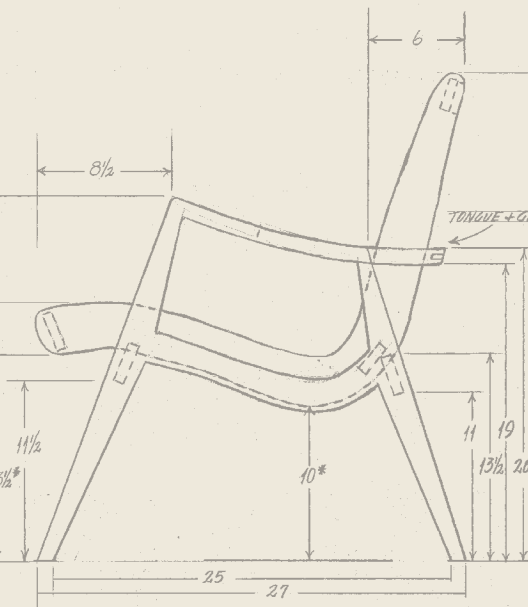


**Mel Smilow** (1922–2002) designed and retailed modern furniture through his six independently owned stores from 1949 to the late 1970's.

A champion of affordable, finely crafted, modern design—his work has been recognized and coveted by collectors and well appreciated by his loyal customers for over 50 years.

Now, with the reintroduction of this authentic mid-century brand, hand-crafted in America since 1949, the designs and manufacture prove to have truly stood the test of time. Today they are considered “enduring, modern, classics”

It is with great privilege, and pride, that continuing on as a family owned business, we reintroduce this beautiful furniture to a new generation of consumers.



## smilow|furniture

**enduring** style and quality. Made in America since 1949, Smilow furniture embraces clean lines, great proportions, fine details and functional quality designed to last a lifetime.

**modern** designs, mid-century heritage. Faithfully based on Mel Smilow's original drawings, our furniture represents the best of mid-century modern design, interpreted for today. It is classic and contemporary.

**classic** craftsmanship. We use solid American hardwoods, precision cut and shaped, then carefully fit together by skilled craftsmen. Each piece is sanded by hand and finished to perfection. Furniture is available on a custom basis or in quantity, and can be shipped to any location.

Smilow® Furniture is appropriate for residential, hospitality, contract, institutional, and retail applications.



1950





1950



1950





1950's





1956





1956








2016

1950



1950



1960



1956



1956














## Timeline

1922	Mel Smilow, Born in New York City
1939	Attended Pratt Institute, Brooklyn, NY
1944	Volunteered for US Army and served in Europe in WW II
1949	Founded Smilow Thielle with business partner Morton Thielle
1953	Married Edith Smilow nee Kern
1955	Ottoman chosen for Pratt Institute's exhibition of well designed objects
1956-58	Daughters Pamela and Judy born in White Plains, NY
1962	Moved to Usonia, a Frank Lloyd Wright community in Pleasantville, New York
1967	Rocking chair chosen as seating in the American Pavillion at Expo '67, Montreal World's Fair
1969-70	Thielle left business and Smilow retained ownership as Smilow Inc., continuing on at their location on Lexington Avenue.
1981	Closed retail business, but continued to design, consult, sell custom furniture, paint, make prints and sculpture
1988	Awarded first place in the ASID/Edward Fields Rug Competition
2002	Died at the age of 80 in New York
2013	Smilow Furniture reintroduced by Smilow Design LLC at ICFE in NYC

Item and Number	Description and Dimensions	Material/Finishes Available	Yardage Needed for Cushions
 WAC 33	Rail Back Arm Chair W 29.5" x D 32" x H 27" seat ht. 15"	Solid Walnut Frame Natural finish or Black Ebonized Textile Covered Foam Cushions Dual density	COM / 4 yards no repeat, 54" wide COL / 72Sq Ft
 WAO 33	Rail Back Ottoman W 23" x D 25" x H 15" w/cushion	Solid Walnut Frame Natural finish or Black Ebonized Textile Covered Foam Cushions Dual density	COM / 2 yards no repeat, 54" wide COL / 36Sq Ft
 HWAC44	High-Back Rail Back Arm Chair W 29.5" x D32" x H 38" seat ht. 15"	Solid Walnut Frame Natural finish or Black Ebonized Textile Covered Foam Cushions Dual density	COM / 5 yards no repeat, 54" wide COL / 90 Sq Ft
 WFS 488	Rail Back Sofa W 90" x D32" x H 38" seat ht. 15"	Solid Walnut Frame Natural finish or Black Ebonized Textile Covered Foam Cushions Dual density	COM / 12 yards no repeat, 54" wide COL / 216 Sq Ft
 SOTO	Walnut Oval Cocktail Table W 60" x D 21" x H 14"	Solid Walnut Natural finish	

\* Please inquire about custom finishes, dimensions and materials

Item and Number	Dimensions	Material/Finishes Available	
 WAC 88	Woven Rush Arm Chair W 24" x D 22" x H 29"	Solid Walnut Frame Natural Finish Hand Woven Rush Seat and Back Rush available in Natural or Black	
 RLO 44	Woven Rush Ottoman W 23" x D 23" x H 15"	Solid Walnut Frame Natural Finish Hand Woven Rush Seat Rush available in Natural or Black	
 DCA 400	Woven Rush Seat Dining Chair W 18" x D 16" x H 31 .25" seat ht. 17.5	Solid Walnut Frame Natural Finish Hand Woven Rush Seat Rush available in Natural or Black	
 DCA 600	Woven Rush Seat Din. Chair w/arms W 23" x D 17.5" x H 32" seat ht. 17.5	Solid Walnut Frame Natural Finish Hand Woven Rush Seat Rush available in Natural or Black	
 RS 30/24	Woven Rush Stool W 14" x D 13" x H 30" Bar 24" Counter	Solid Walnut Frame Natural Finish Hand Woven Rush Seat Rush available in Natural or Black	
 RLB 44	Woven Rush Bench W 44" x D 18" x H 17"  * available in 60" length and other custom dimensions.	Solid Walnut Frame Natural Finish Hand Woven Rush Seat Rush available in Natural or Black	

\* Please inquire about custom finishes, dimensions and material/wood type

Item and Number	Dimensions	Material/Finishes Available	
 WLC 22	Woven Leather Arm Chair W 25" x D 25" x BH 32.5" x AH 24"	Leather Straps - Black, Brown, Red (inquire re: other leather colors) Solid Walnut Frame natural finish	
 WO 22	Woven Leather Ottoman W 22.25" x D 22.25" x H 15.5"	Leather Straps - Black, Brown, Red (inquire re: other leather colors) Solid Walnut Frame natural finish	
 PDT 48	Pedestal Ext Dining Table 48" x 48" Round x H 30" *Custom sizes available with or without extension	Solid Walnut Top and Base natural finish	
 WR 10	Classic Rocking Chair W 20.25" x D 28" x H 42"	Solid Ash Natural, Red or Ebonized Custom colors are available Seat cushion additional COM 1 yd or selection of leather available	
 C3000	3 Door Credenza with inside shelves and lined drawer - behind door. Finished Walnut front and Back W 72" x D 18" x H 28.5"	Solid Walnut or Walnut w/ Maple when choosing Lacquer outer case. Outer case available in natural finish or ebonized walnut or in contrasting lacquer - can match to specified color. Wall mount available	

\* Please inquire about custom finishes, dimensions and material/wood type

Item and Number	Dimensions	Material/Finishes Available	
 <p>WDC 600</p>	<p>Woven Dining Chair w/Arms</p> <p>W 18" x D 17.25" x B H 32", S H 17.5", A H 24.25"</p> <p>designed in 1956 by Mel Smilow</p>	<p>Solid Walnut, Natural Finish or Ebonized custom sizes, finishes and wood type are available</p> <p>Leather - included in cost black, choc brown, tan, navy, red , wine, british tan and caramel-</p>	
 <p>WDC 400</p>	<p>Woven Leather Side / Dining Chair</p> <p>W 18" x D 17.25" x S H 17.5" B H 32"</p> <p>designed in 1956 by Mel Smilow</p>	<p>Solid Walnut, Natural Finish or Ebonized custom sizes, finishes and wood type are available</p> <p>Leather - included in cost black, choc brown, tan, navy, red , wine, british tan and caramel-</p>	
 <p>WLBS 24/30</p>	<p>Woven Leather w/Back Counter Stool S H 24" W 18" x D 17.25" x B H 38.5"</p> <p>Woven Leather w/Back Bar Stool S H 30" W 18" x D 17.25" x B H 44.5"</p>	<p>Solid Walnut, Natural Finish or Ebonized custom sizes, finishes and wood type are available</p> <p>Leather - included in cost black, choc brown, tan, navy, red , wine, british tan and caramel-</p>	
 <p>WLS 24/30</p>	<p>Woven Leather Seat Counter Stool W 15" D 13.5" x H 24"</p> <p>Woven Leather Seat Bar Stool W 15" x D 13.5" x H 30"</p>	<p>Solid Walnut, Natural Finish or Ebonized custom sizes, finishes and wood type are available</p> <p>Leather - included in cost black, choc brown, tan, navy, red , wine, british tan and caramel-</p>	
 <p>WLB 44/60</p>	<p>Woven Leather Bench L 44" W 18" H 17"</p> <p>Woven Leather Bench L 60" W 18" H 17"</p>	<p>Solid Walnut, Natural Finish or Ebonized custom sizes, finishes and wood type are available</p> <p>Leather - included in cost black, choc brown, tan, navy, red , wine, british tan and caramel-</p>	
 <p>SST 3</p>	<p>Slatted Stacking Tables 18"w x 18"d x 17.5"h</p> <p>Solid Walnut, Natural Finish custom sizes, finishes and wood type are available</p>	<p>Set of 3 Seat Pads</p> <p>COM / 2 yard , 54" wide</p> <p>COL / 36 sq. ft.</p>	
 <p>SB 44 / SB60</p>	<p>Solid Walnut, Natural Finish</p> <p>custom sizes, finishes and wood type are available</p>	<p>Set of 2 or 3 Seat Pads</p>	
 <p>RDB 75</p>	<p>Solid Walnut Frame, Natural Finish Hand Woven Rush Seat and optional leather or linen blend cushion and pillow</p>	<p>Cushion and Pillow</p> <p>COM /3 yard , 54" wide</p> <p>COL /54 sq. ft.</p>	

\* Please inquire about custom finishes, dimensions, and material/woodtype

Smilow Design LLC · Phone 917 319 0536 · [www.smilowfurniture.com](http://www.smilowfurniture.com)

All Designs are copyright Smilow Design LLC · Photography by Nicole Horton